


หุ่นจำลองการตรวจทางทวารหนัก

Rectal Examination Trainer Mk 2 (60120)

คุณลักษณะ

1. หุ่นจำลองการตรวจทางทวารหนัก ประกอบด้วยก้น, ทวารหนัก และลำไส้ตรง
2. ใช้ในการเรียนการสอน เพื่อฝึกปฏิบัติการตรวจต่อมลูกหมาก การตรวจทางทวารหนัก และการสอดใส่เครื่อง Proctoscope
3. ประกอบด้วย Perineum จำลอง 2 อัน ได้แก่
 - 3.1 แบบปกติ สำหรับฝึกการตรวจต่อมลูกหมาก
 - 3.2 แบบมีพยาธิสภาพ อันได้แก่ Polyp และ Carcinoma
4. ประกอบด้วยต่อมลูกหมาก 5 แบบ ได้แก่
 - 4.1 แบบปกติ
 - 4.2 Bilateral Benign
 - 4.3 Bilateral Carcinoma
 - 4.4 Unilateral Benign
 - 4.5 Unilateral Carcinoma
5. ต่อมลูกหมากที่เป็น Carcinoma จะให้ความสัมผัสที่แข็ง
6. ในขณะที่ฝึกปฏิบัติ ผู้ฝึกจะมองไม่เห็นต่อมลูกหมาก
7. สามารถคลำกระดูก Sacrum
8. หุ่นมีลักษณะดังตัวคล้ายจริง
9. ติดตั้งอยู่บนฐาน
10. มีกระเป๋าบรรจุ
11. ผลิตภัณฑ์จากประเทศอังกฤษ

Rectal Examination



Rectal Examination Trainer Mk 2

Part No: **60120**

A realistic representation of the buttocks, anus and rectum allowing for the practice of diagnostic skills associated with rectal examination. An additional Rectal Examination Perineum is included which contains 2 rectal pathologies.

Improvements

- Prostates and pathologies have been moved closer to the anus to make them easier to palpate
- Remodelled carcinoma prostates for greater realism
- Prostates have improved locking mechanism
- Coccyx has more realistic anatomical curvature

Skills

- Digital examination of prostate
- Digital rectal examination
- Proctoscope insertion and use

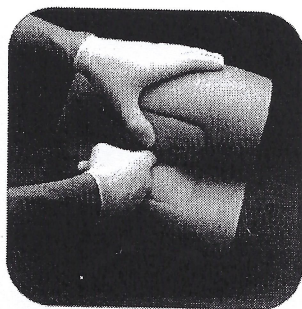
Features

- Latex free
- Two interchangeable perineums:
 - Normal for prostate examination
 - Pathology featuring polyp & carcinoma
- Five interchangeable prostates:
 - normal
 - bilateral benign
 - bilateral carcinoma
 - unilateral benign
 - unilateral carcinoma
- Carcinomas of prostates are hard to the touch
- When in use the prostate is hidden and cannot be seen by the trainee
- Prostates can be easily and quickly changed
- Palpable sacrum
- Realistic sphincter tone

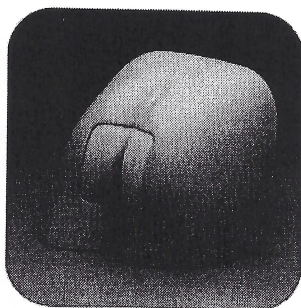
Package supplied

- 1 **Mk 2 Rectal Examination Perineum - Normal**
Part No: **60122**
- 1 **Mk 2 Rectal Examination Perineum - Pathology**
Part No: **60123**
- 1 **Mk 2 Rectal Examination Prostates (Set of 5)**
Part No: **60121**
- 1 **Silicone Oil (50ml)** Part No: **50180**
- 1 base
- Carry case

Packed weight (kg) & dimensions (mm) 7.55 kg 420 l 420 w 340 h




Digital examination



Trainer can also be presented in 'semi-standing' position


Do you have the original **Rectal Examination Trainer** Part No: **60100**? Use either of these Kits to upgrade it to Mk 2 level:



Mk 2 Rectal Examination Trainer Upgrade Kit (with Perineums)

Part No: **60124**

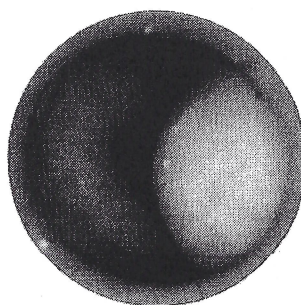
Kit contains: Both Mk 2 Perineums, Mk 2 Prostates, replacement prostate & perineum frame, and coccyx



Mk 2 Rectal Examination Trainer Upgrade Kit (without Perineums)

Part No: **60125**

Kit contains: Mk 2 Prostates, replacement prostate & perineum frame, and coccyx



Internal view of the Pathology Perineum showing carcinoma (left) and polyp (right)

Rectal Examination Trainer Mk 2

Part No: 60120

**Learning Has Never
Been More Lifelike**



Trainer can also be presented in 'semi-standing' position

When in use the prostate is hidden and cannot be seen by the trainee

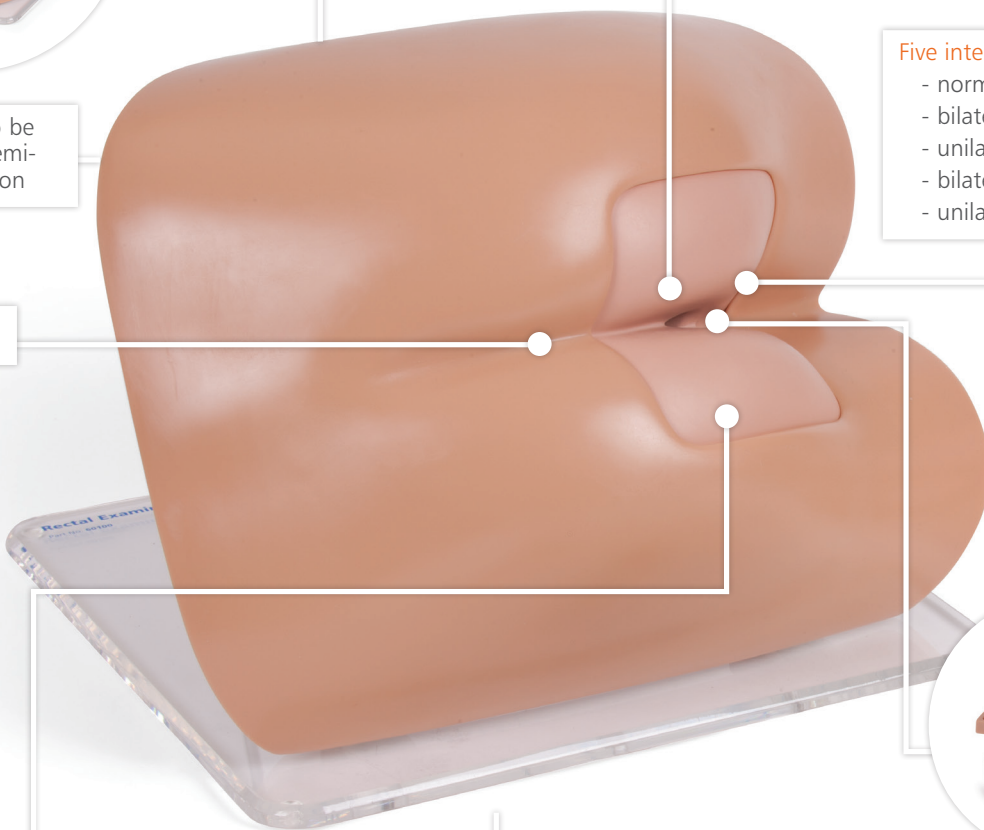
Realistic sphincter tone



Five interchangeable prostates:

- normal
- bilateral benign
- unilateral benign
- bilateral carcinoma
- unilateral carcinoma

Palpable Coccyx



Two interchangeable perineums:

- Normal for prostate examination
- Pathology featuring polyp & carcinoma

All components are latex free



Carcinomas of prostates are hard to the touch

Prostates can be easily and quickly changed

Rectal Examination Trainer Mk 2

Part No: 60120

A realistic representation of the buttocks, anus and rectum allowing for the practice of diagnostic skills associated with rectal examination. An additional Rectal Examination Perineum is included which contains 2 rectal pathologies.



Skills Gained:

- Digital examination of prostate
- Digital rectal examination
- Proctoscope insertion and use

Product Qualities:



- Carcinomas of prostates are hard to the touch



- When in use the prostate is hidden and cannot be seen by the trainee
- Realistic sphincter tone
- Palpable sacrum



- Prostates can be easily and quickly changed



- Trainer can also be presented in 'semi-standing' position



- All components are latex free



Two interchangeable perineums:

- Normal for prostate examination
- Pathology featuring polyp & carcinoma

Five interchangeable prostates:

- normal
- unilateral benign
- unilateral carcinoma
- bilateral benign
- bilateral carcinoma

You'll Receive:

- **60122** 1 Mk 2 Rectal Examination Perineum - Normal
- **60123** 1 Mk 2 Rectal Examination Perineum - Pathology
- **60121** 1 Mk 2 Rectal Examination Prostates (Set of 5)
- **00293** 1 Tube of Water-based Lubricant
- 1 Lower Torso
- 1 Base
- 1 Carry Case

Packed weight (kg) & dimensions (mm) 7.55 kg 420 l 420 w 340 h



Learn more at

limbsandthings.com

Limbs & Things Ltd. Sussex Street, St Philips, Bristol, BS2 0RA, UK

T: 00 44 (0)117 311 0500 F: 00 44 (0)117 311 0501

E: UK Customers - gbsales@limbsandthings.com

E: International Customers - sales@limbsandthings.com